




THE NATIONAL
FOREST

Harry's Wood

11.29 ha scheme near Smisby. Highly visible from the B5006 Smisby to Ticknall road and one of the highest points in the area at 180m.

Facilities



 Arriva Midlands
28 serves Smisby

Nearby sites to visit

- Hayes Park Wood
- Manor Farm
- Oaklands
- Annwell Wood

What to look for

The woodland is planted with 70% oak and mixed with field maple and rowan, birch and alder.

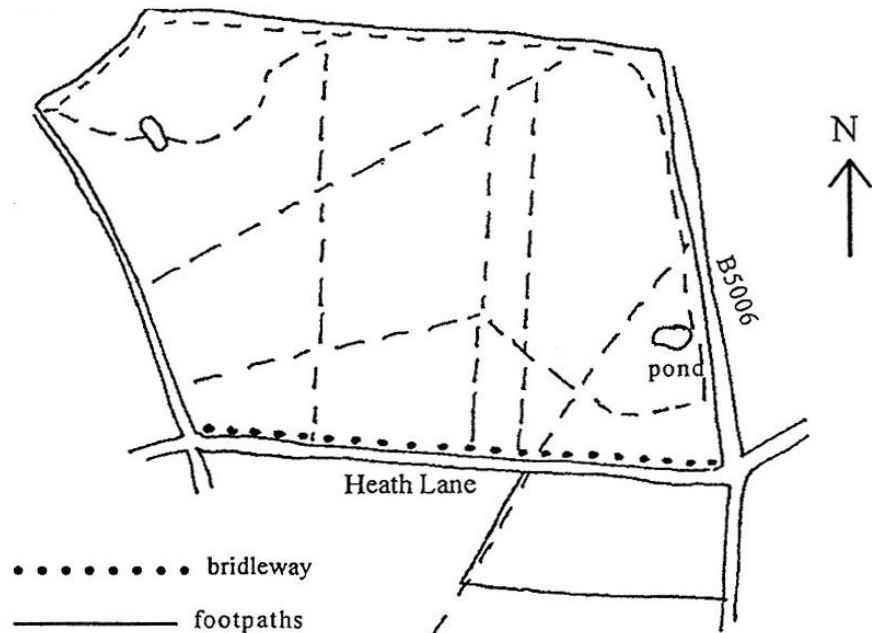
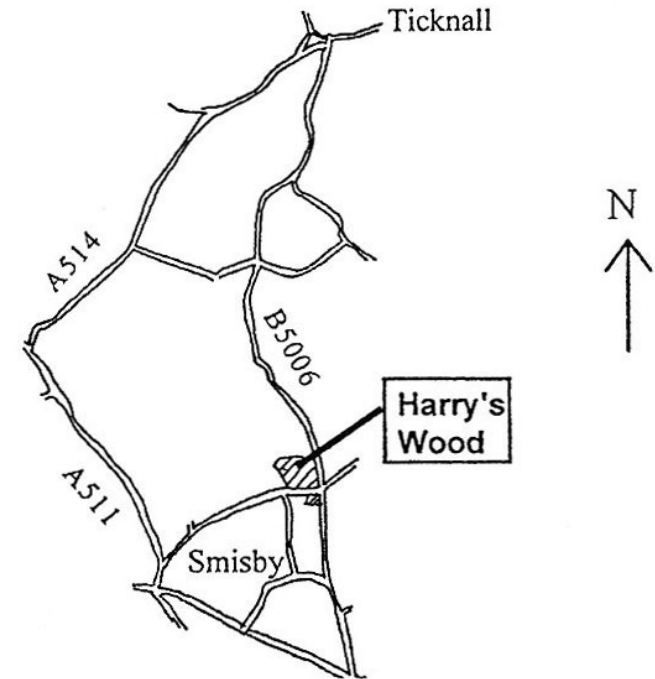
Avenues of red oak, holm oak and field maple add colour and impact.

There are good views across to Ashby de la Zouch and to Bardon Hill on the horizon.

An existing pond and spinney have been opened up to improve the habitat and a new pond has been created near the edge of the site.

Permissive horse access is allowed along the perimeter by Heath Lane.

The wood is on the route of The National Forest "Oaks and Oaklands" medium walk.



..... bridleway
——— footpaths