

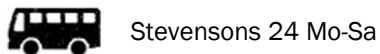


THE NATIONAL FOREST

Rosliston Farm

The first visitor centre in the National Forest. 90 ha of former farmland in the Mease Lowlands owned jointly by South Derbyshire District Council and Forest Enterprise.

Facilities



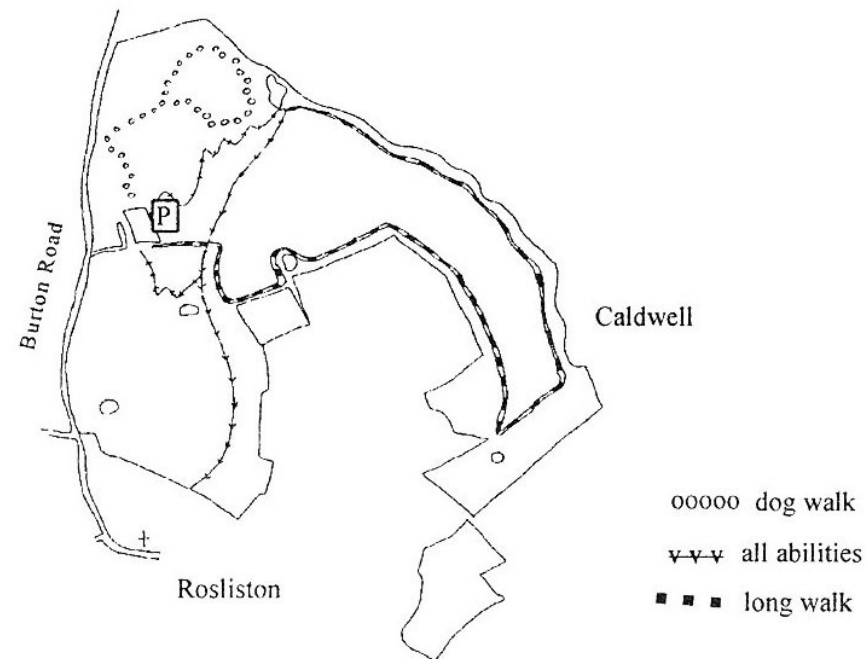
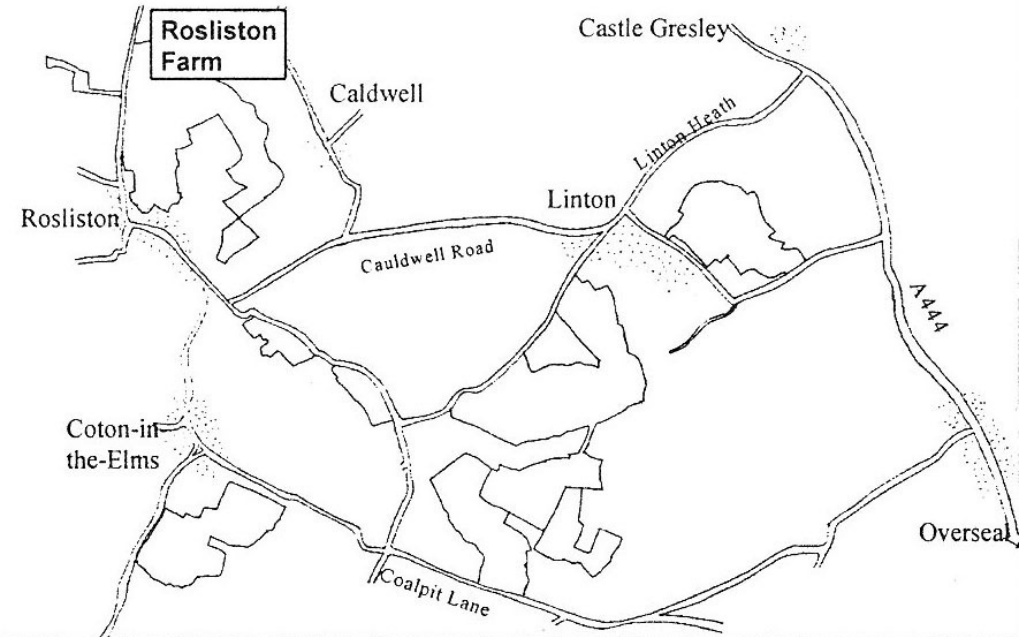
What to look for

Three waymarked trails, including an all abilities track, take you around the site to view new woodland, an existing woodland, flight ponds and meadows.

The classroom is well-used by school. A part-time education officer is employed by South Derbyshire District Council on the site. Group visits can be arranged through the education officer.

Craft workshops include a ceramics studio, a natural medicine centre, wood carver and a dog grooming service.

A bird hide offers the chance to watch the wide variety of native birds which visit and breed on the site, including some of the UK's declining species, such as linnets and skylarks.



Nearby sites to visit

- Chapman's Nursery Wood
- Beehive Wood, Botany Bat