

# Rosliston Forestry Centre

## Opening Times

Open daily from 7.30am till dusk. Ring for activity and restaurant opening times.



## Parking

Surfaced car park, six bays for disabled users adjacent to the visitor centre. Parking charges apply, but free for blue badge holders.

## Trails

There are a variety of paths across the site, surfaced with concrete, compacted gravel, tarmac or grass. The way-marked **Short Discovery** and **Adventure** trails are suitable for all abilities. (*Please note:* the trails have slopes leading to and from the visitor centre). Visitors can cross the Greenheart Lake via a wooden boardwalk, which is wheelchair accessible.

## Facilities

Admission to the Centre is free and all buildings are fully accessible for wheelchairs and push chairs. Free electric scooter and wheelchair hire. Disabled toilets.

Cafeteria and classroom, both with double doors, also shop and craft workshops (which have narrow entrances).

Accessible bird hide, sensory garden (with step) and picnic area.

Children's play area and adventure play area near buildings.

Timber lodges offering fully accessible accommodation.

Fishing (by day permit), indoor soft play area, cycle hire (all available at extra cost).

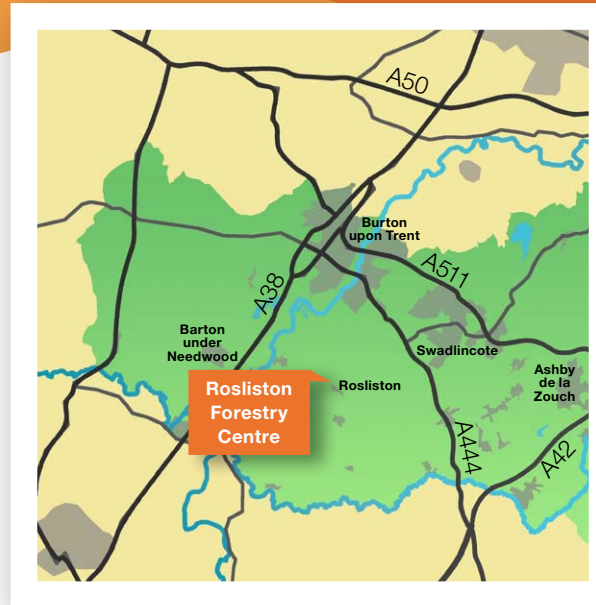
Guided walks, trim trail, downloadable audio tour and accessible orienteering course available. Group falconry demonstrations, woodland laser games and archery available - booking is essential. Site observation areas.



THE NATIONAL  
FOREST



THE NATIONAL  
FOREST



## Rosliston Forestry Centre

Burton Road, Rosliston,  
Swadlincote, Derbyshire DE12 8JX  
01283 563483  
enquiries@roslistonforestrycentre.co.uk  
www.roslistonforestrycentre.co.uk

## The National Forest Company

Enterprise Glade, Bath Yard, Moira,  
Swadlincote, Derbyshire DE12 6BA  
01283 551211  
enquiries@nationalforest.org  
www.nationalforest.org


*Every effort has been made to ensure the accuracy of this information at the time of printing. However, the National Forest Company cannot be held responsible for any error, omission or subsequent changes.*

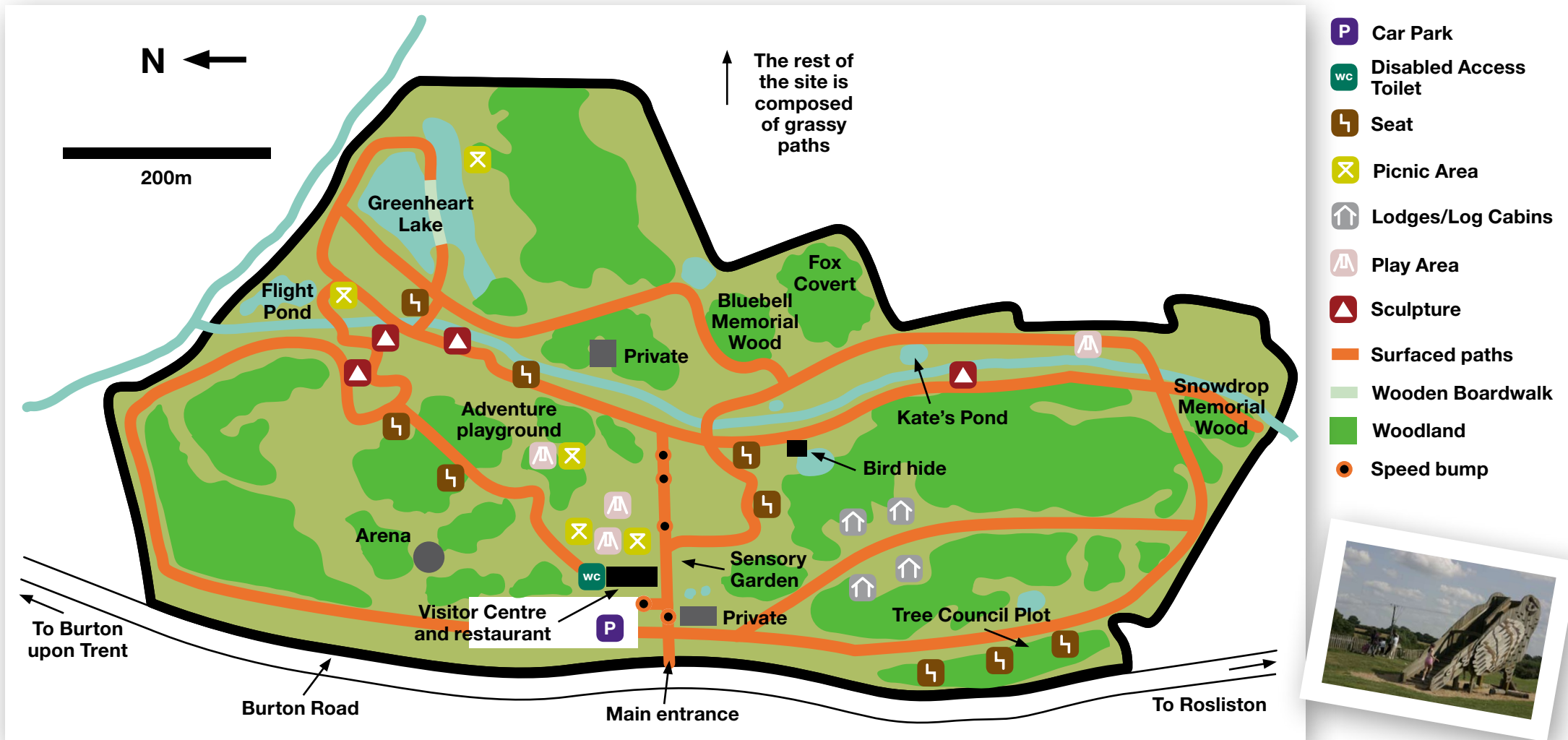
*Photography: Christopher Beech and NFC*

This guide is available in large print. Call 01283 551211

# Rosliston Forestry Centre

Access for All





# Rosliston Forestry Centre

Rosliston Forestry Centre, on the edge of Rosliston village, is a thriving visitor centre in the heart of The National Forest. Covering 62 hectares (154 acres), it boasts woodlands, lakes and meadows, and provides an excellent setting for a fun day out. Follow one of the trails and discover many of the birds and other animals that call the Centre their home. The lakes and ponds support various species of waterfowl and fishing is allowed on the Rolls Royce Greenheart Lake. In summer, the meadows are a haven for butterflies and other insects, and bats are often encountered at evening-time.

The Forestry Centre was one of the first woodlands planted as part of The National Forest. Between 1994 and 1996, over 120,000 trees, both broadleaf and conifer, were planted on former farmland, creating a diverse young woodland. More mature trees can be found in the existing woodland at Fox Covert and in the rich and varied hedgerows around the site. There are also two memorial woods, the Snowdrop and Bluebell Wood, maintained by the Friends of Rosliston Wood. In 2007, Rosliston Forestry Centre won the prestigious **Green Flag** award, the national standard for parks and green spaces in England and Wales. The Centre now offers the peace and tranquility of lake side views and woodland walks alongside numerous action-packed activities.